





Assessment of removal rate coefficient in vertical flow constructed wetland employing machine learning for low organic loaded systems

Abhishek Soti ^a, Saurabh Singh ^{a,b}, Vishesh Verma ^a, Niha Mohan Kulshreshtha ^a, Urmila Brighu ^a, Pradip Kalbar ^c, Akhilendra Bhushan Gupta ^a  

^a Department of Civil Engineering, Malaviya National Institute of Technology, JLN Marg, Jaipur 302017, India

^b Department of Civil Engineering, Swami Keshvanand Institute of Technology, Management and Gramothan, Jaipur 302017, India

^c Centre for Urban Science and Engineering (CUSE), Indian Institute of Technology Bombay, 400076, India

Received 31 January 2023, Revised 13 March 2023, Accepted 14 March 2023, Available online 17 March 2023, Version of Record 21 March 2023.

 [What do these dates mean?](#)



Show less 

 Share  Cite

<https://doi.org/10.1016/j.biortech.2023.128909> 

[Get rights and content](#) 

Highlights

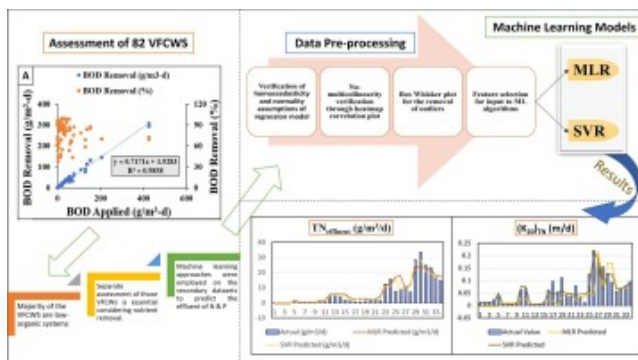
- Areal removal rate coefficients (k_{20}) of LOLVFCWs showed huge deviations up to 130%
- Dataset classification could not reduce the variations satisfactorily.
- Novel machine learning based approach adopted to suggest optimum area in LOLVFCWs.

- SVR ($R^2=0.87-0.90$) could better predict effluent parameters (EPs) than MLR.
- Predicted EPs used to derive case specific k_{20} values for calculating optimum area.

Abstract

Secondary datasets of 42 low organic loading Vertical flow constructed wetlands (LOLVFCWs) were assessed to optimize their area requirements for N and P (nutrients) removal. Significant variations in removal rate coefficients (k_{20}) ($0.002-0.464\text{md}^{-1}$) indicated scope for optimization. Data classification based on nitrogen loading rate, temperature and depth could reduce the relative standard deviations of the k_{20} values only in some cases. As an alternative method of deriving k_{20} values, the effluent concentrations of the targeted pollutants were predicted using two machine learning approaches, MLR and SVR. The latter was found to perform better ($R^2=0.87-0.9$; $\text{RMSE}=0.08-3.64$) as validated using primary data of a lab-scale VFCW. The generated model equations for predicting effluent parameters and computing corresponding k_{20} values can assist in a customized design for nutrient removal employing minimal surface area for such systems for attaining the desired standards.

Graphical abstract



[Download: Download high-res image \(225KB\)](#)

[Download: Download full-size image](#)

Introduction

In recent years, constructed wetlands (CWs) have been regarded as one of the major sustainable ecotechnologies for wastewater treatment due to their effective remediation of multiple pollutants and low operation and maintenance costs (Vymazal, 2007). As CWs simulate the processes of the natural wetland system, the biofilms formed in these systems may exhibit significant heterogeneity both regarding the microorganisms present and their physicochemical microenvironments owing to the diverse interactions between different components of the wetland system (Wang et al., 2022). This may lead to considerably fluctuating remediation efficiencies as evident in the significant variations

in the removal rate coefficient (k) values that range from 0.0003 to 0.822 md^{-1} (Singh et al., 2022a, Soti et al., 2022).

The k values along with the influent characteristics and effluent standards are routinely used for the calculation of one of the critical CW design parameters i.e. area of the CW. Assuming ideal plug flow characteristics and first-order reactions, the area required for the wetland can be calculated using the Kikuth equation (Kadlec and Wallace, 2009) $A = \frac{Q}{k_A} * \ln \frac{C_{in}}{C_{out}}$

Where k_A denotes the areal removal rate coefficient in md^{-1} , Q is the flow in m^3d^{-1} , A is the area of the wetland and C_{in} and C_{out} are the concentration at the inlet and outlet in mgL^{-1} . The outlet concentration of the pollutant may be substituted as per the prevailing standards in the region. During the calculations, the k_A values are derived from the literature (Kadlec and Wallace, 2009). Although these literature derived values are based on input output data of experimental wetlands (62 VFCW as given in Kadlec and Wallace, 2009), large deviations are observed from the mean values. For example, 0.05 and 0.95 percentile of VFCW k values have been reported as 19 and 1694 myr^{-1} or 0.052 and 4.64 md^{-1} (Kadlec and Wallace, 2009). Our recent work has also shown that the k values derived from existing VFCW can be highly variable (Soti et al., 2022) and therefore the corresponding mean values may not be representative of the VFCWs operating under different conditions. This uncertainty culminates in the overdesign of the systems, which is undesirable as the large land requirement is a common constraint, especially in dense cities, that limits the usage of CWs in urban settings compared to other conventional treatment technologies (Zapater-Pereyra et al., 2015).

Further, in our previous study on 82 VFCW, it was found that the variability in the areal removal rate coefficients could be decreased by eliminating the low organic loading rate (OLR) data from the analysis as these low OLR systems may be considered as sub-optimally loaded systems primarily developed for polishing of wastewater i.e., removal of N and P from wastewater deficient in organics. Clearly, the behaviour of these low OLR systems is different from the high OLR counterparts. Moreover, the areal removal rate coefficients for nitrogen and phosphorous are more important to be determined in this case than the removal rate coefficient for organics as N and P removal is the primary target of the treatment of low OLR wastewater.

In the present work, the low OLR dataset of VFCWs was analyzed in detail in order to derive case-specific k values for nutrient removal. The dataset was first classified based on the selected parameters, to see if the relative standard deviations of the k_{20} value could be reduced. As this approach was not found to be satisfactory in lowering the relative standard deviations, it was concluded that it would be more fruitful to generate reliable models for predicting effluent parameters in order to derive the case specific k values that can be used for the design of low OLR VFCWs. The effluent concentrations of the targeted pollutants and the accompanying k_{20} values were calculated by employing two machine learning approaches, multiple linear regression (MLR) and support vector regression (SVR). The generated models were validated using primary data of lab-scale VFCWs. Following validation, the developed protocol was successfully implemented to optimize the area of six VFCWs which were found to be not “optimally utilized” for nutrient removal. To our knowledge, the approach adopted here has been utilized for the first time for area optimization in low organic loading VFCWs.

Section snippets

Material and methods

The main objective of this work was to assess secondary data taken from the existing literature in order to make some insightful conclusions and to evaluate the design of existing CWs critically for nitrogen and phosphorous removal. The secondary data was methodically collated in graphical form to derive the most relevant parameters that can be used to obtain the customized removal rate coefficient (k value) of low organic (wastewater polishing) systems by classifying the dataset based on these ...

Results and discussion

Previous studies have indicated that the removal rate coefficient (k) is the major factor that affects the sizing calculation of the constructed wetland significantly (Soti et al., 2022). In the study by Soti et al., 2022, the customized k_{20} values were obtained for the removal of different pollutants under different conditions by classifying the VFCWs on the basis of temperature, organic loading and depth. These customized k_{20} values were used to calculate the minimum area required for the ...

Conclusion

- The behaviour of low organic loading CWs, which are primarily designed for nutrient removal, is markedly different from that of high organic loading systems which are primarily designed for organics removal. ...
- Classification of low OLR dataset on the basis of nitrogen loading, temperature and depth could only reduce the relative standard deviation in k_{20} values up to some extent, and in some cases. ...
- Alternative approach based on machine learning algorithms MLR and SVR can be successfully applied to ...

...

Declaration of Competing Interest

The authors declare that they have no known competing financial interests or personal relationships that could have appeared to influence the work reported in this paper. ...

Acknowledgments

This work was supported by the Department of Science and Technology, Government of India [Grant nos. DST/TM/WTI/EIC/2K17/83(G)]. ...

[Special issue articles](#) [Recommended articles](#)

References (27)

J. García *et al.*

Hydraulic behaviour of horizontal subsurface flow constructed wetlands with different aspect ratio and granular medium size

Ecol. Eng. (2004)

G.D. Gikas *et al.*

Assessment of water quality of first-flush roof runoff and harvested rainwater

J. Hydrol. (Amst) (2012)

H. Guo *et al.*

Prediction of effluent concentration in a wastewater treatment plant using machine learning models

J. Environ. Sci. (China) (2015)

T.T.H. Le *et al.*

Kinetics and simulation of nitrification at various pH values of a polluted river in the tropics

Ecohydrol. Hydrobiol. (2019)

V. Verma *et al.*

Strategies for enhancing phosphorous removal in Vertical Flow Constructed Wetlands

J. Environ. Manage. (2022)

J. Vymazal

Removal of nutrients in various types of constructed wetlands

Sci. Total Environ (2007)

M. Zapater-Pereyra *et al.*

Evaluation of the performance and space requirement by three different hybrid constructed wetlands in a stack arrangement

Ecol. Eng. (2015)

E.T. Alori *et al.*

Microbial phosphorus solubilization and its potential for use in sustainable agriculture

Front Microbiol (2017)

APHA, AWWA, and WEF. 2017 3120 B. Inductively Coupled Plasma (ICP) Method. In: Standard Methods for the Examination of...

A.N. Bezbaruah *et al.*

Performance of a constructed wetland with a sulfur/limestone denitrification section for wastewater nitrogen removal

Environ. Sci. Technol. (2003)



View more references

Cited by (4)

[Understanding the multifaceted influence of urbanization, spectral indices, and air pollutants on land surface temperature variability in Hyderabad, India](#)

2024, Journal of Cleaner Production

[Show abstract](#) ✓

[Prediction of land surface temperature using spectral indices, air pollutants, and urbanization parameters for Hyderabad city of India using six machine learning approaches](#)

2024, Remote Sensing Applications: Society and Environment

Citation Excerpt :

...It provides interpretable insights into the relationships between variables and can be applied to make predictions on new data. The general formula for MLR can be expressed as equation (2) (Cao, 2023; Soti et al., 2023). $Y = \beta_0 + \beta_1 X_1 + \beta_2 X_2 + \dots + \beta_n X_n + e$ Where, Y is the dependent variable, X₁, X₂, ..., X_n are the independent variables, β_0 is the intercept term, β_1 , β_2 , ..., β_n are the coefficients (slopes) representing the impact of each independent variable on the dependent variable....

[Show abstract](#) ✓

[Gaseous carbon and nitrogen emissions from microbial fuel cell-constructed wetlands with different carbon sources: Microbiota-driven mechanisms](#)

2024, Journal of Cleaner Production

Citation Excerpt :

...In this study, the P removal efficiency of each treatment was similar. The substrate in MFC-CWs plays a pivotal role in P removal, particularly through mechanisms such as adsorption or precipitation reactions with P, facilitated by the presence of iron ions, aluminum ions, and calcium ions in the substrate (Wang et al., 2020; Soti et al., 2023). In our study, the uniform application of the same type and size of substrate across all MFC-CWs provides a plausible explanation for the consistency in P removal efficiency....

[Show abstract](#) ✓

[Machine Learning Application for Nutrient Removal Rate Coefficient Analyses in Horizontal Flow Constructed Wetlands ↗](#)

2024, ACS ES and T Water

[View full text](#)

© 2023 Elsevier Ltd. All rights reserved.



All content on this site: Copyright © 2024 Elsevier B.V., its licensors, and contributors. All rights are reserved, including those for text and data mining, AI training, and similar technologies. For all open access content, the Creative Commons licensing terms apply.

